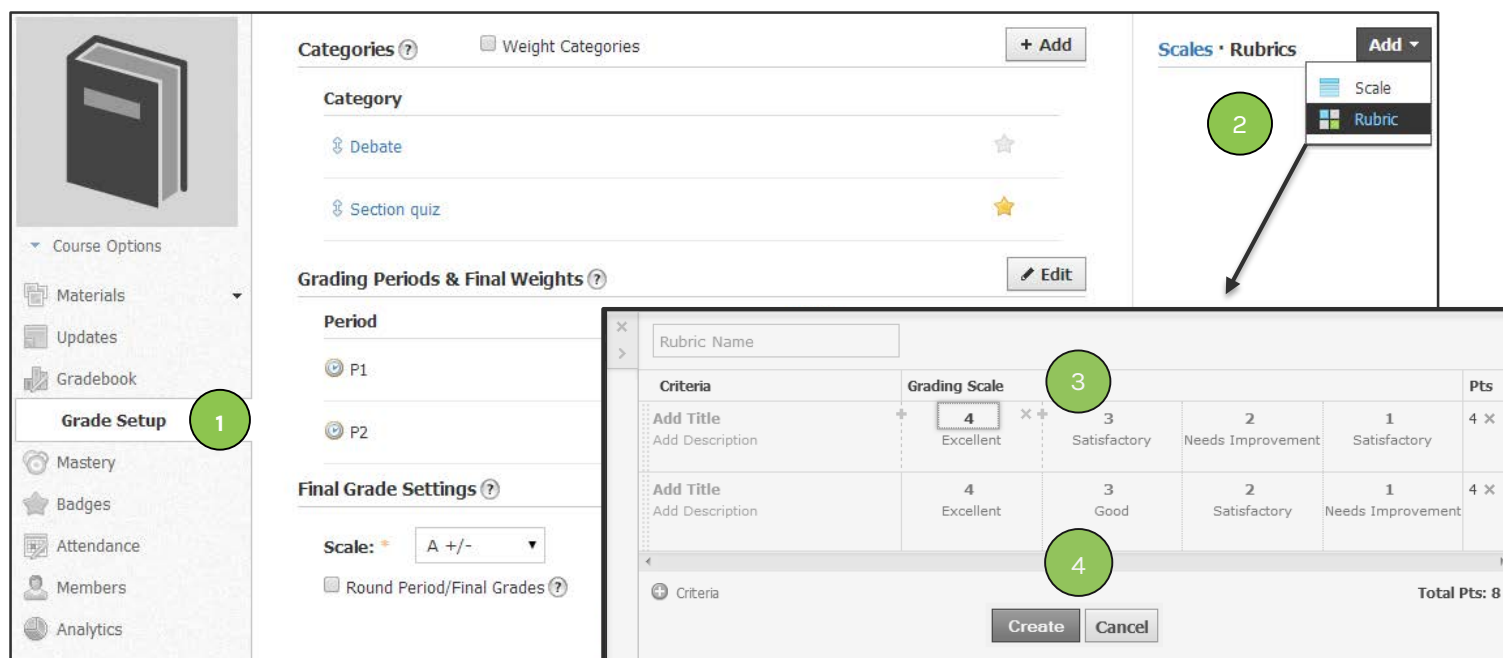


Custom Rubrics

With Rubrics, you can grade assignments and discussions using a standard of performance for your students. Schoolology users can create two different types of rubrics: rubrics with custom criteria and rubrics with alignments. Review the steps and recommendations in this document for information and best practices on how to create custom rubrics.



Categories Weight Categories + Add

Category

Debate

Section quiz

Grading Periods & Final Weights Edit

Period

P1

P2

Final Grade Settings

Scale: A +/-

☐ Round Period/Final Grades

Scales & Rubrics Add

Scale

Rubric

Rubric Name

Criteria	Grading Scale	Pts
Add Title	3 Satisfactory	4 X
Add Description	2 Needs Improvement	
	1 Satisfactory	
Add Title	4 Excellent	4 X
Add Description	3 Good	
	2 Satisfactory	
	1 Needs Improvement	

Criteria

Total Pts: 8

Create Cancel



Rubrics with Custom Criteria


Create a custom rubric for each assignment or graded discussion, or save rubrics in the Grade Setup area of the course. Schoolology recommends that you add custom rubrics to your Grade Setup so that you can reuse rubrics as needed throughout the course. After creating a rubric, you can use it grade assignments in your courses.

To add a custom rubric to a course:

1. Select **Gradebook** and then **Grade Setup** in the left menu.
2. In the upper-right corner of the page, click **Add** and select **Rubric**.
3. Fill in rubric details:
 - ✓ Name the rubric.
 - ✓ Enter titles and descriptions for each criterion.
 - ✓ Use interactive screen controls to further customize your rubric; for example, click the **+** on the margin between cells to add a new level on the scale.
4. Click **Create** to save the rubric.

To grade using a custom rubric:

- ✓ Open the discussion and click the **Grade** button  next to the student comment you are grading, or open the assignment.
- ✓ Click the **Rubric** button  to open the rubric for the discussion or assignment.
- ✓ Click the level in the scale to apply that number as the score for each criterion.


Rating		Pts
3 Good	2 Satisfactory 	1 Needs Improvement
		2

Alternately, click in the box in the **Pts** column and type the number manually. You can also change the overall score of the assignment without changing any criterion scores by typing a number in the overall points box.

- ✓ Click **Save** to save the scores.



Grade: /12



Brian Kent

Criteria	Rating	4	3	2	1	Pts
Opening Beginning	4	Engaging opening that orients the audience to the topic and theme. Audience knows what will follow.	3 ✔	2 ✔	1 ✔	3
Conclusions Closure	4	Creative restatement of main theme and major supports. Strong call to action or beliefs.	3 ✔	2 ✔	1 ✔	4
Transitions Transitions throughout	4	Supplies words and/or phrases that link ideas, such as sequence markers, logical connectors. "As I said earlier..." etc., throughout.	3 ✔	2 ✔	1 ✔	3

Manage Rubrics

Save
Cancel

Total pts:

10/12

✓ **Speeches and Debates**

Create a rubric for speeches and debates. Use categories such as preparedness, tone, demeanor, clarity, and more.

✓ Projects and Presentations

Projects and presentations are a great way for creative thinkers and kinesthetic learners to demonstrate understanding. Create a rubric to document student progress in these areas.

✓ **Writing Assignments**

Use a rubric to measure progress in specific areas of writing such as word choice, sentence fluency, organization, or basic conventions.

✓ **Class Participation**

Use a class participation rubric to measure student success in listening, speaking, collaboration, task completion, and more.

✓ **Journals (Video or Written)**

Track student progress on journaling with a rubric. For a rubric with custom criteria, create criteria in categories such as creativity, organization, and neatness.

✓ Class Discussions


Create a rubric for face-to-face and Schoology discussions with categories created to measure speaking, listening, and analytical skills.

- ✓ **Videos and/or live performances**

Allow creative students to shine with a video or live performance! Use a rubric to measure progress in the arts as well as academics.

Physical Science: Section 1 ▸ Assignments

Daily Discussion



Every day, we'll discuss a current event in the world of science.
 Grades will be assigned based on participation, speaking and listening, and collaboration.

Posted Today at 2:28 pm

Criteria	Grading Scale		
Listening Active	5 Engages in active listening. Participates fully in discussions and activities.	3 Demonstrates active listening most of the time. Usually participates in discussions and activities.	1 Reluctant to participate in class activities. Does not listen fully.
Collaboration	5 Works well with others to complete tasks. Engages in discussions both online and face to face. Sees others' viewpoints and shares own perspective.	3 Usually works well with others.	1 Struggles to work with others. Rarely engages in discussions online and/or face to face.
Completion	5 Always completes tasks on time.	3 Usually completes tasks on time.	1 Struggles to complete tasks on time.

Total pts: 15